

CONSTRUCTION COMPLETED
THREE PREMIUM RETAIL UNITS
AVAILABLE FOR IMMEDIATE OCCUPANCY



FRAME

VANCOUVER

DAVID KNIGHT
SITINGS REALTY LTD.

Partner
Personal Real Estate Corporation
+1 604 416 5581
david@sitings.ca

CASEY POLLARD
CBRE

Senior Vice President
Personal Real Estate Corporation
+1 604 307 1813
casey.pollard@cbre.com

New Premium Retail Strata Units for Pre-Sale
2727, 2741, and 2749 Kingsway, Vancouver



Project Overview

A masterclass in the fundamentals of good real estate, Frame is your first opportunity to own in Vancouver's next great urban centre. A prime, corner location located at Kingsway and Earles, across from a future city plaza. Frame's retail ownership opportunities range from 972 SF to 2,200 SF with the option to combine units to best fit your business needs. Make this space your own, with designated patio spaces, ceilings up to 13'-18' tall, and expansive window opportunities to fill each unit with plenty of natural light. The future growth of this exceptional location is set to bring more residents to this already busy area.



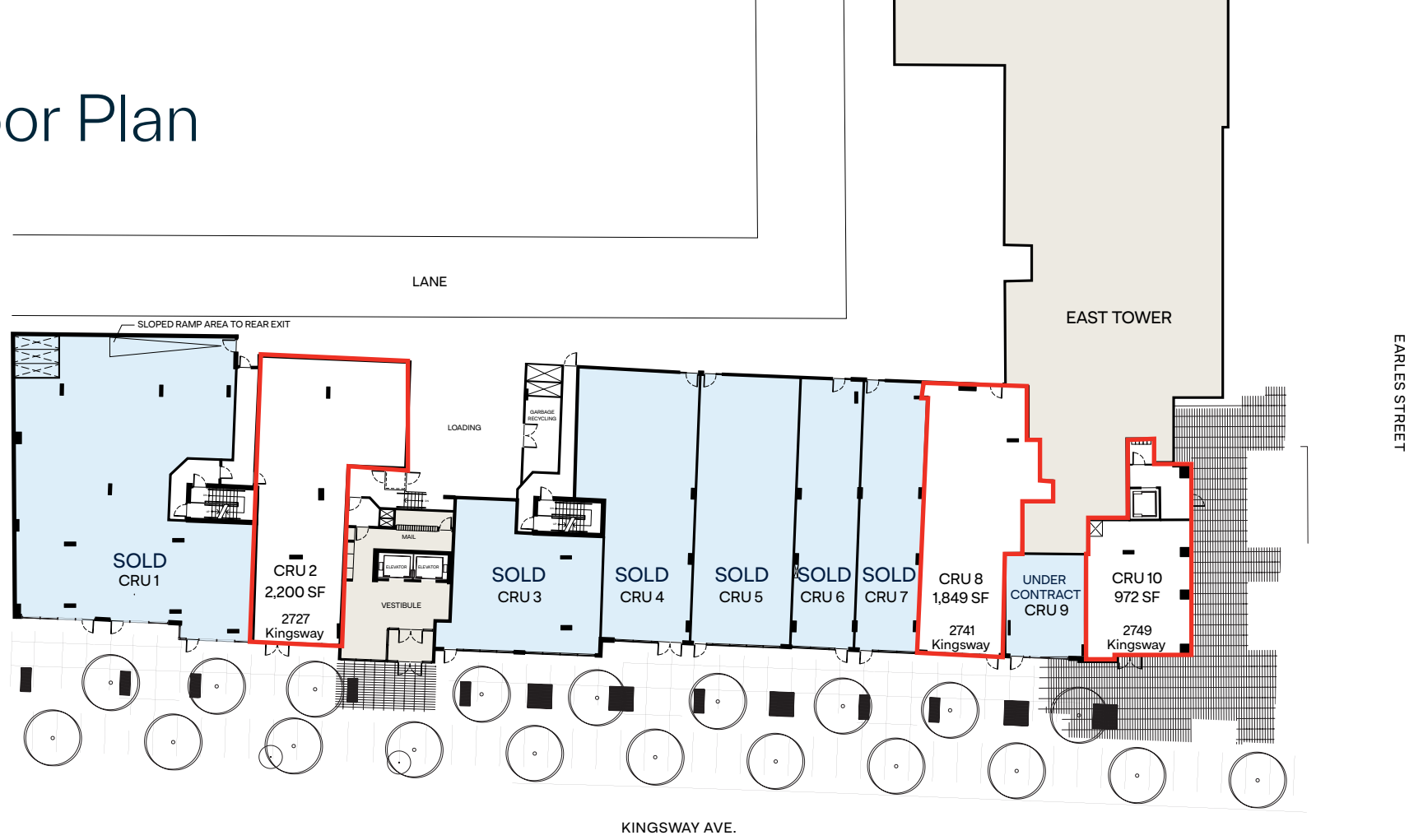
CRU 2
2727 Kingsway

CRU 8
2741 Kingsway

CRU 10
2749 Kingsway

This is not an offering for sale. Any such offerings may only be made with a Disclosure Statement. The developer reserves the right to modify or make substitutes to the building design, specifications and floorplans should they be necessary. Prices are subject to change without notice. Renderings, views, measurements, and layouts are for illustration purposes only.

Floor Plan



EARLES STREET

FRAME

KINGSWAY AVE.

* Contact Listing Agents for potential demising options.

GROUND FLOOR RETAIL

- Designated underground commercial parking stalls and ample street parking
- Expansive floor to ceiling glazing
- Patio opportunities for select retail spaces
- Ceilings Heights up to 13'-18'

PRICING






UNIT	SIZE	LISTING PRICE (PSF)
CRU 2	2,200 SF	\$953 PSF
CRU 8	1,849 SF	\$1,078 PSF
CRU 10	972 SF	\$1,471 PSF



Vancouver's Most Convenient and Connected Neighbourhood

Ideally located between Downtown Vancouver and Metrotown, Frame is a 10-minute drive to both metropolises with rapid transit connectivity to all of Metro Vancouver via the 29th Avenue Skytrain Station which is just a 10-minute walk from the project.



-  - Millennium Line Broadway Extension
-  - Millennium Line
-  - Expo Line
-  - Canada Line
-  - Upcoming Developments

FRAME

LOCATION | 3

Demographics

29TH AVENUE SKYTRAIN STATION

10 min walk

KINGSWAY MEDIAN AGE

41

KINGSWAY 2021 POPULATION

108,054


VANCOUVER 2050 POPULATION GROWTH PROJECTION

+260,000

KINGSWAY TRAFFIC COUNT

40,000

VEHICLES PER DAY



FRAME

LOCATION | 4

This is not an offering for sale. Any such offerings may only be made with a Disclosure Statement. The developer reserves the right to modify or make substitutes to the building design, specifications and floorplans should they be necessary. Prices are subject to change without notice. Renderings, views, measurements, and layouts are for illustration purposes only.

Photo Gallery



FRAME

RENDERINGS | 5



CONTACT DETAILS

DAVID KNIGHT
SITINGS REALTY LTD.

Partner
Personal Real Estate Corporation
+1 604 416 5581
david@sitings.ca

CASEY POLLARD
CBRE

Senior Vice President
Personal Real Estate Corporation
+1 604 307 1813
casey.pollard@cbre.com